

**MONTHLY REPORT OF DISBURSEMENTS**  
For the month of January 2024

Department : Department of Tourism (DOT)  
 Agency/Entity : Office of the Secretary  
 Region : ALL  
 Division : ALL  
 Operating Unit : ALL  
 Fund Cluster : 01 - Regular Agency Fund

(e.g. UACS Fund Cluster: 01-Regular Agency Fund, 02-Foreign Assisted Projects Fund, 03-Special Account-Locally Funded/Domestic Grants Fund, etc.)


Particulars	Current Year Budget				Prior Year's Budget						SUB-TOTAL	Grand Total			Remarks		
	PS	MOOE	CO	TOTAL	Prior Year's Accounts Payable			Current Year's Accounts Payable				TOTAL	PS	MOOE		TOTAL	
					PS	MOOE	Sub-Total	PS	MOOE	Sub-Total							
1	2	3	4	5	6=(2+3+4+5)	7	8	11=(7+8+9+10)	12	13	16=(12+13+14+15)	17=(11+16)	18=(6+17)	23	24	27=(23+24+25+26)	28
CASH DISBURSEMENTS	21,439,914.69	16,016,603.64	0.00	37,456,518.33	4,422,130.58	40,892,679.07	45,314,809.65	0.00	192,998.34	192,998.34	45,507,807.99	82,964,326.32	25,862,045.27	57,102,281.05	82,964,326.32		
Notice of Cash Allocation (NCA)	21,439,914.69	15,708,289.82	0.00	37,148,204.51	4,422,130.58	40,892,679.07	45,314,809.65	0.00	192,998.34	192,998.34	45,507,807.99	82,656,012.50	25,862,045.27	56,793,967.23	82,656,012.50		
MDS Checks Issued	993,450.70	3,435,026.24	0.00	4,428,476.94	203,464.84	11,961,012.86	12,164,477.70	0.00	0.00	0.00	12,164,477.70	16,592,954.64	1,196,915.54	15,396,039.10	16,592,954.64		
Advice to Debit Account	20,446,463.99	12,273,263.58	0.00	32,719,727.57	4,218,665.74	28,931,666.21	33,150,331.95	0.00	192,998.34	192,998.34	33,343,330.29	66,063,057.86	24,665,129.73	41,397,928.13	66,063,057.86		
Notice of Transfer Allocations (NTA)	0.00	308,313.82	0.00	308,313.82	0.00	0.00	0.00	0.00	0.00	0.00	0.00	308,313.82	0.00	308,313.82	308,313.82		
Advice to Debit Account	0.00	308,313.82	0.00	308,313.82	0.00	0.00	0.00	0.00	0.00	0.00	0.00	308,313.82	0.00	308,313.82	308,313.82		
TOTAL CASH DISBURSEMENTS	21,439,914.69	16,016,603.64	0.00	37,456,518.33	4,422,130.58	40,892,679.07	45,314,809.65	0.00	192,998.34	192,998.34	45,507,807.99	82,964,326.32	25,862,045.27	57,102,281.05	82,964,326.32		
NON-CASH DISBURSEMENTS	3,384,421.68	2,432,714.37	0.00	5,817,136.05	338,576.89	1,122,386.83	1,460,963.72	0.00	566.16	566.16	1,461,529.88	7,278,665.93	3,722,998.57	3,555,667.36	7,278,665.93		
Tax Remittance Advices Issued (TRA)	3,384,421.68	2,432,714.37	0.00	5,817,136.05	338,576.89	1,122,386.83	1,460,963.72	0.00	566.16	566.16	1,461,529.88	7,278,665.93	3,722,998.57	3,555,667.36	7,278,665.93		
TOTAL NON-CASH DISBURSEMENTS	3,384,421.68	2,432,714.37	0.00	5,817,136.05	338,576.89	1,122,386.83	1,460,963.72	0.00	566.16	566.16	1,461,529.88	7,278,665.93	3,722,998.57	3,555,667.36	7,278,665.93		
<b>GRAND TOTAL</b>	<b>24,824,336.37</b>	<b>18,449,318.01</b>	<b>0.00</b>	<b>43,273,654.38</b>	<b>4,760,707.47</b>	<b>42,015,065.90</b>	<b>46,775,773.37</b>	<b>0.00</b>	<b>193,564.50</b>	<b>193,564.50</b>	<b>46,969,337.87</b>	<b>90,242,992.25</b>	<b>29,585,043.84</b>	<b>60,657,948.41</b>	<b>90,242,992.25</b>		

**SUMMARY**


Particulars	Previous Report	This Month	As at Date
(1)	(2)	(3)	(4)
Total Disbursement Authorities Received	0.00	197,223,411.93	197,223,411.93
NCA	0.00	189,157,866.00	189,157,866.00
NTA	0.00	786,880.00	786,880.00
TRA	0.00	7,278,665.93	7,278,665.93
Less: Notice of Transfer of Allocations (NTA)* issued	0.00	786,880.00	786,880.00
Total Disbursement Authorities Available	0.00	196,436,531.93	196,436,531.93
Less:	0.00	0.00	0.00
Disbursements	0.00	90,242,992.25	90,242,992.25
Balance of Disbursement Authorities as at date	0.00	106,193,539.68	106,193,539.68
Total Disbursements Program	0.00	181,395,000.00	181,395,000.00
Less: *Actual Disbursements	0.00	90,242,992.25	90,242,992.25
(Over)/Under spending	0.00	91,152,007.75	91,152,007.75

Notes: \* The use of NTA is discouraged  
 Notes: \*\* Amounts should tally with the grand total disbursement (column 27).

**Certified Correct:**

  
**ROMAN G. BERSAMIRA**  
 Chief, Accounting Division  
 Date:

**Recommending Approval:**

  
**MILAGROS Y. SAY**  
 Director, Financial and Management Service  
 Date:

**Approved By:**

  
**ATTY. REYNALDO L. CHING**  
 Assistant Secretary for Administration and Finance

MONTHLY REPORT OF DISBURSEMENTS

For the month of February 2024

Department : Department of Tourism (DOT)  
 Agency/Entity : Office of the Secretary  
 Region : ALL  
 Division : ALL  
 Operating Unit : ALL  
 Fund Cluster : 01 - Regular Agency Fund

(e.g. UACS Fund Cluster: 01-Regular Agency Fund, 02-Foreign Assisted Projects Fund, 03-Special Account-Locally Funded/Domestic Grants Fund, etc.)

Particulars	Current Year Budget					Prior Year's Budget											SUB-TOTAL	Grand Total					Remarks	
	PS	MOOE	FinEx	CO	TOTAL	Prior Year's Accounts Payable					Current Year's Accounts Payable							TOTAL	PS	MOOE	FinEx	CO		TOTAL
						PS	MOOE	FinEx	CO	Sub-Total	PS	MOOE	FinEx	CO	Sub-Total	PS								
1	2	3	4	5	6=(2+3+4+5)	7	8	9	10	11=(7+8+9+10)	12	13	14	15	16=(12+13+14+15)	17=(11+16)	18=(6+17)	23	24	25	26	27=(23+24+25+26)	28	
CASH DISBURSEMENTS	31,356,730.50	94,329,885.66	0.00	0.00	125,686,616.16	1,146,938.06	59,656,137.93	0.00	0.00	61,003,075.99	0.00	35,812,573.20	0.00	0.00	35,812,573.20	96,815,649.19	222,502,265.35	32,503,668.56	189,998,596.79	0.00	0.00	222,502,265.35		
Notice of Cash Allocation (NCA)	31,356,730.50	92,804,013.00	0.00	0.00	124,160,743.50	1,146,938.06	59,707,889.93	0.00	0.00	60,854,827.99	0.00	35,732,694.63	0.00	0.00	35,732,694.63	90,587,522.62	220,748,266.12	32,503,668.56	188,244,597.56	0.00	0.00	220,748,266.12		
MDS Checks Issued	6,624,141.02	6,025,639.39	0.00	0.00	12,649,780.41	0.00	24,590,242.74	0.00	0.00	24,590,242.74	0.00	14,729,396.95	0.00	0.00	14,729,396.95	39,319,639.69	51,969,420.10	6,624,141.02	45,345,279.08	0.00	0.00	51,969,420.10		
Advice to Debit Account	24,732,589.48	86,778,373.61	0.00	0.00	111,510,963.09	1,146,938.06	35,117,647.19	0.00	0.00	36,264,585.25	0.00	21,003,297.68	0.00	0.00	21,003,297.68	57,267,882.93	168,778,846.02	25,879,527.54	142,899,318.48	0.00	0.00	168,778,846.02		
Notice of Transfer Allocations (NTA)	0.00	1,525,872.66	0.00	0.00	1,525,872.66	0.00	148,248.00	0.00	0.00	148,248.00	0.00	79,878.57	0.00	0.00	79,878.57	228,126.57	1,753,999.23	0.00	1,753,999.23	0.00	0.00	1,753,999.23		
MDS Checks Issued	0.00	660,693.07	0.00	0.00	660,693.07	0.00	41,760.00	0.00	0.00	41,760.00	0.00	0.00	0.00	0.00	41,760.00	0.00	702,453.07	0.00	702,453.07	0.00	0.00	702,453.07		
Advice to Debit Account	0.00	865,179.59	0.00	0.00	865,179.59	0.00	106,488.00	0.00	0.00	106,488.00	0.00	79,878.57	0.00	0.00	79,878.57	186,366.57	1,051,546.16	0.00	1,051,546.16	0.00	0.00	1,051,546.16		
TOTAL CASH DISBURSEMENTS	31,356,730.50	94,329,885.66	0.00	0.00	125,686,616.16	1,146,938.06	59,656,137.93	0.00	0.00	61,003,075.99	0.00	35,812,573.20	0.00	0.00	35,812,573.20	96,815,649.19	222,502,265.35	32,503,668.56	189,998,596.79	0.00	0.00	222,502,265.35		
NON-CASH DISBURSEMENTS	3,351,984.33	3,482,489.55	0.00	0.00	6,834,473.88	78,153.81	212,536.43	0.00	0.00	290,690.24	0.00	12,445.75	0.00	0.00	12,445.75	303,135.99	7,137,609.87	3,430,138.14	3,707,471.73	0.00	0.00	7,137,609.87		
Tax Remittance Advices Issued (TRA)	3,351,984.33	3,482,489.55	0.00	0.00	6,834,473.88	78,153.81	212,536.43	0.00	0.00	290,690.24	0.00	12,445.75	0.00	0.00	12,445.75	303,135.99	7,137,609.87	3,430,138.14	3,707,471.73	0.00	0.00	7,137,609.87		
TOTAL NON-CASH DISBURSEMENTS	3,351,984.33	3,482,489.55	0.00	0.00	6,834,473.88	78,153.81	212,536.43	0.00	0.00	290,690.24	0.00	12,445.75	0.00	0.00	12,445.75	303,135.99	7,137,609.87	3,430,138.14	3,707,471.73	0.00	0.00	7,137,609.87		
GRAND TOTAL	34,708,714.83	97,812,375.21	0.00	0.00	132,521,090.04	1,225,091.87	60,068,674.36	0.00	0.00	61,293,766.23	0.00	35,825,018.95	0.00	0.00	35,825,018.95	97,118,785.18	229,639,875.22	35,933,806.70	193,706,068.52	0.00	0.00	229,639,875.22		

SUMMARY

Particulars	Previous Report	This Month	As at Date
(1)	(2)	(3)	(4)
Total Disbursement Authorities Received	197,223,411.93	219,536,768.91	416,760,180.84
NCA	189,157,866.00	194,446,652.00	383,604,518.00
NTA	766,880.00	17,952,507.04	18,739,387.04
TRA	7,278,665.93	7,137,609.87	14,416,275.80
Less: Notice of Transfer of Allocations (NTA)* issued	766,880.00	19,101,353.70	19,868,233.70
Total Disbursement Authorities Available	196,436,531.93	200,435,415.21	396,871,947.14
Less:	0.00	0.00	0.00
Lapsed NCA	0.00	3,742,496.82	3,742,496.82
Disbursements	90,242,992.25	225,897,378.40	316,140,370.65
Less: Other Non-Cash Disbursements	0.00	0.00	0.00
Add/Less: Adjustments (e.g. cancelled/staled checks)	0.00	(84,334.85)	(84,334.85)
Balance of Disbursement Authorities as at date	106,193,539.88	(29,288,794.86)	76,904,744.82
Total Disbursements Program	181,395,000.00	185,089,000.00	366,484,000.00
Less: *Actual Disbursements	90,242,992.25	229,555,540.37	319,798,532.62
(Over)/Under spending	91,152,007.75	(44,466,540.37)	46,685,467.38

Notes: \* The use of NTA is discouraged

Notes: \*\* Amounts should tally with the grand total disbursement (column 27).

Certified Correct:

  
**ROMAN G. BERSAMIRA**  
 Chief, Accounting Division  
 Date: 3/8/24

Recommending Approval:

  
**MILAGROS Y. SAY**  
 Director, Financial and Management Service  
 Date:

Approved By:

  
**ATTY. REYNALDO L. CHING**  
 Assistant Secretary for Administration and Finance  
 Date:

MONTHLY REPORT OF DISBURSEMENTS

For the month of March 2024

Department : Department of Tourism (DOT)  
 Agency/Entity : Office of the Secretary  
 Region : ALL  
 Division : ALL  
 Operating Unit : ALL  
 Fund Cluster : 01 - Regular Agency Fund

(e.g. UACS Fund Cluster: 01-Regular Agency Fund, 02-Foreign Assisted Projects Fund, 03-Special Account-Locally Funded/Domestic Grants Fund, etc.)

Particulars	Current Year Budget					Prior Year's Budget											SUB-TOTAL	Grand Total					Remarks
	PS	MOOE	FinEx	CO	TOTAL	Prior Year's Accounts Payable					Current Year's Accounts Payable					TOTAL		PS	MOOE	FinEx	CO	TOTAL	
						PS	MOOE	FinEx	CO	Sub-Total	PS	MOOE	FinEx	CO	Sub-Total								
1	2	3	4	5	6=(2+3+4+5)	7	8	9	10	11=(7+8+9+10)	12	13	14	15	16=(12+13+14+15)	17=(11+16)	18=(6+17)	23	24	25	26	27=(23+24+25+26)	28
CASH DISBURSEMENTS	32,921,804.90	125,443,244.35	0.00	0.00	158,365,049.25	169,976.40	81,553,824.24	0.00	814,812.54	82,538,613.18	0.00	39,520,093.32	0.00	0.00	39,520,093.32	122,058,706.50	280,423,755.75	33,091,781.30	246,517,161.91	0.00	814,812.54	280,423,755.75	
Notice of Cash Allocation (NCA)	32,364,422.78	118,953,380.31	0.00	0.00	151,317,803.09	169,976.40	81,553,824.24	0.00	814,812.54	82,538,613.18	0.00	39,500,845.37	0.00	0.00	39,500,845.37	122,039,458.55	273,357,261.64	32,534,399.19	240,008,049.92	0.00	814,812.54	273,357,261.64	
MDS Checks Issued	7,255,363.19	42,364,750.59	0.00	0.00	49,620,113.78	0.00	54,561,304.89	0.00	789,268.43	55,350,573.32	0.00	6,600,517.21	0.00	0.00	6,600,517.21	61,951,090.53	111,571,204.31	7,255,363.19	103,526,572.69	0.00	789,268.43	111,571,204.31	
Advice to Debit Account	25,109,059.59	76,588,629.72	0.00	0.00	101,697,689.31	169,976.40	29,992,519.35	0.00	25,544.11	27,188,039.86	0.00	32,900,328.16	0.00	0.00	32,900,328.16	60,088,368.02	161,786,057.33	25,279,035.99	136,481,477.23	0.00	25,544.11	161,786,057.33	
Notice of Transfer Allocations (NTA)	557,382.12	6,489,864.04	0.00	0.00	7,047,246.16	0.00	0.00	0.00	0.00	0.00	0.00	19,247.95	0.00	0.00	19,247.95	19,247.95	7,066,494.11	557,382.12	6,509,111.99	0.00	0.00	7,066,494.11	
MDS Checks Issued	0.00	4,861,935.67	0.00	0.00	4,861,935.67	0.00	0.00	0.00	0.00	0.00	0.00	0.00	0.00	0.00	0.00	0.00	4,861,935.67	0.00	4,861,935.67	0.00	0.00	4,861,935.67	
Advice to Debit Account	557,382.12	1,627,928.37	0.00	0.00	2,185,310.49	0.00	0.00	0.00	0.00	0.00	0.00	19,247.95	0.00	0.00	19,247.95	19,247.95	7,066,494.11	557,382.12	6,509,111.99	0.00	0.00	7,066,494.11	
TOTAL CASH DISBURSEMENTS	32,921,804.90	125,443,244.35	0.00	0.00	158,365,049.25	169,976.40	81,553,824.24	0.00	814,812.54	82,538,613.18	0.00	39,520,093.32	0.00	0.00	39,520,093.32	122,058,706.50	280,423,755.75	33,091,781.30	246,517,161.91	0.00	814,812.54	280,423,755.75	
NON-CASH DISBURSEMENTS	3,187,666.12	8,494,927.30	0.00	0.00	11,682,593.42	0.00	84,419.38	0.00	46,121.46	130,540.84	0.00	22,657.06	0.00	0.00	22,657.06	153,197.90	11,835,791.32	3,187,666.12	8,602,003.74	0.00	46,121.46	11,835,791.32	
Tax Remittance Advices Issued (TRA)	3,187,666.12	8,494,927.30	0.00	0.00	11,682,593.42	0.00	84,419.38	0.00	46,121.46	130,540.84	0.00	22,657.06	0.00	0.00	22,657.06	153,197.90	11,835,791.32	3,187,666.12	8,602,003.74	0.00	46,121.46	11,835,791.32	
TOTAL NON-CASH DISBURSEMENTS	3,187,666.12	8,494,927.30	0.00	0.00	11,682,593.42	0.00	84,419.38	0.00	46,121.46	130,540.84	0.00	22,657.06	0.00	0.00	22,657.06	153,197.90	11,835,791.32	3,187,666.12	8,602,003.74	0.00	46,121.46	11,835,791.32	
GRAND TOTAL	36,109,471.02	133,938,171.65	0.00	0.00	170,047,642.67	169,976.40	81,638,243.62	0.00	880,934.00	82,669,154.02	0.00	39,542,750.38	0.00	0.00	39,542,750.38	122,211,904.40	292,259,547.07	36,279,447.42	255,119,166.65	0.00	860,934.00	292,259,547.07	

SUMMARY

Particulars	Previous Report (1)	This Month (2)	As at Date (3)	As at Date (4)
Total Disbursement Authorities Received	416,760,180.84	225,632,620.85	642,392,801.49	
NCA	383,604,518.00	202,657,267.00	596,261,785.00	
NTA	18,739,387.04	11,139,562.33	29,878,949.37	
TRA	14,416,275.80	11,835,791.32	26,252,067.12	
Less: Notice of Transfer of Allocations (NTA)* issued	19,888,233.70	9,990,715.67	29,878,949.37	
Total Disbursement Authorities Available	396,871,947.14	215,641,904.98	612,513,852.12	
Less:	0.00	0.00	0.00	
Lapsed NCA	0.00	208,433.92	208,433.92	
Disbursements	319,882,887.47	292,259,547.07	612,142,414.54	
Less: Other Non-Cash Disbursements	0.00	0.00	0.00	
Add/Less: Adjustments (e.g. cancelled/staled checks)	84,334.85	196,915.15	281,250.00	
Balance of Disbursement Authorities as at date	77,073,414.52	(76,629,160.86)	444,253.66	
Total Disbursements Program	386,464,000.00	214,644,000.00	581,108,000.00	
Less: *Actual Disbursements	319,798,532.62	284,118,835.55	603,917,368.17	
(Over)/Under spending	46,665,467.38	(69,474,835.55)	(22,809,388.17)	

Notes: \* The use of NTA is discouraged

Notes: \*\* Amounts should tally with the grand total disbursement (column 27).

Certified Correct:

ROY V. DANDO  
 OIC - Chief, Accounting Division  
 Date:

Recommending Approval:

ROMAN G. BERSAMIRA  
 OIC - Director, Financial and Management Service  
 Date:

Approved By:

ATTY. JOVENIO L. ZARASORA  
 OIC - Assistant Secretary for Administration and Finance  
 Date:

**MONTHLY REPORT OF DISBURSEMENTS**  
For the month of April 2024

Department : Department of Tourism (DOT)  
 Agency/Entity : Office of the Secretary  
 Region : ALL  
 Division : ALL  
 Operating Unit : ALL  
 Fund Cluster : 01 - Regular Agency Fund

(e.g. UACS Fund Cluster: 01-Regular Agency Fund, 02-Foreign Assisted Projects Fund, 03-Special Account-Locally Funded/Domestic Grants Fund, etc.)

Particulars	Current Year Budget					Prior Year's Budget					Current Year's Accounts Payable					SUB-TOTAL	Grand Total					Remarks		
	PS	MOOE	FinEx	CO	TOTAL	PS	MOOE	FinEx	CO	Sub-Total	PS	MOOE	FinEx	CO	Sub-Total		TOTAL	PS	MOOE	FinEx	CO		TOTAL	
	1	2	3	4	5	6=(2+3+4+5)	7	8	9	10	11=(7+8+9+10)	12	13	14	15		16=(12+13+14+15)	17=(11+16)	18=(6+17)	23	24		25	26
CASH DISBURSEMENTS	33,264,017.90	82,233,131.29	0.00	0.00	115,497,149.19	3,097,958.81	49,873,195.59	0.00	0.00	282,875.00	53,234,029.40	111.11	6,693,861.98	0.00	0.00	6,693,973.07	59,928,002.47	175,425,151.66	38,382,087.82	138,800,188.84	0.00	262,875.00	175,425,151.66	
Notice of Cash Allocation (NCA)	33,264,017.90	79,758,020.78	0.00	0.00	113,022,038.68	3,097,958.81	49,873,195.59	0.00	0.00	262,875.00	53,234,029.40	111.11	6,693,861.98	0.00	0.00	6,693,973.07	59,928,002.47	172,950,041.15	38,382,087.82	136,325,078.33	0.00	262,875.00	172,950,041.15	
MDS Checks Issued	6,345,040.23	23,155,229.27	0.00	0.00	29,500,269.50	0.00	25,832,291.49	0.00	0.00	0.00	25,832,291.49	111.11	4,495,035.18	0.00	0.00	4,495,148.27	30,327,437.76	59,827,707.26	6,345,151.34	53,482,555.92	0.00	0.00	59,827,707.26	
Advice to Debit Account	26,918,977.67	56,602,791.51	0.00	0.00	83,521,769.18	3,097,958.81	24,040,904.10	0.00	0.00	282,875.00	27,401,737.91	0.00	2,198,826.80	0.00	0.00	2,198,826.80	29,600,564.71	113,122,333.89	30,016,936.48	82,842,522.41	0.00	262,875.00	113,122,333.89	
Notice of Transfer Allocations (NTA)	0.00	2,475,110.51	0.00	0.00	2,475,110.51	0.00	0.00	0.00	0.00	0.00	0.00	0.00	0.00	0.00	0.00	0.00	0.00	2,475,110.51	0.00	2,475,110.51	0.00	0.00	2,475,110.51	
MDS Checks Issued	0.00	1,310,701.90	0.00	0.00	1,310,701.90	0.00	0.00	0.00	0.00	0.00	0.00	0.00	0.00	0.00	0.00	0.00	0.00	1,310,701.90	0.00	1,310,701.90	0.00	0.00	1,310,701.90	
Advice to Debit Account	0.00	1,164,408.61	0.00	0.00	1,164,408.61	0.00	0.00	0.00	0.00	0.00	0.00	0.00	0.00	0.00	0.00	0.00	0.00	1,164,408.61	0.00	1,164,408.61	0.00	0.00	1,164,408.61	
<b>TOTAL CASH DISBURSEMENTS</b>	<b>33,264,017.90</b>	<b>82,233,131.29</b>	<b>0.00</b>	<b>0.00</b>	<b>115,497,149.19</b>	<b>3,097,958.81</b>	<b>49,873,195.59</b>	<b>0.00</b>	<b>0.00</b>	<b>282,875.00</b>	<b>53,234,029.40</b>	<b>111.11</b>	<b>6,693,861.98</b>	<b>0.00</b>	<b>0.00</b>	<b>6,693,973.07</b>	<b>59,928,002.47</b>	<b>175,425,151.66</b>	<b>38,382,087.82</b>	<b>138,800,188.84</b>	<b>0.00</b>	<b>262,875.00</b>	<b>175,425,151.66</b>	
NON-CASH DISBURSEMENTS	3,176,684.38	5,141,364.39	0.00	0.00	8,318,048.77	0.00	279,426.82	0.00	14,082.58	293,509.40	0.00	79,875.33	0.00	0.00	79,875.33	373,384.73	8,691,433.50	3,176,684.38	5,500,666.54	0.00	14,082.58	8,691,433.50		
Tax Remittance Advices Issued (TRA)	3,176,684.38	5,141,364.39	0.00	0.00	8,318,048.77	0.00	279,426.82	0.00	14,082.58	293,509.40	0.00	79,875.33	0.00	0.00	79,875.33	373,384.73	8,691,433.50	3,176,684.38	5,500,666.54	0.00	14,082.58	8,691,433.50		
<b>TOTAL NON-CASH DISBURSEMENTS</b>	<b>3,176,684.38</b>	<b>5,141,364.39</b>	<b>0.00</b>	<b>0.00</b>	<b>8,318,048.77</b>	<b>0.00</b>	<b>279,426.82</b>	<b>0.00</b>	<b>14,082.58</b>	<b>293,509.40</b>	<b>0.00</b>	<b>79,875.33</b>	<b>0.00</b>	<b>0.00</b>	<b>79,875.33</b>	<b>373,384.73</b>	<b>8,691,433.50</b>	<b>3,176,684.38</b>	<b>5,500,666.54</b>	<b>0.00</b>	<b>14,082.58</b>	<b>8,691,433.50</b>		
<b>GRAND TOTAL</b>	<b>36,440,702.28</b>	<b>87,374,495.68</b>	<b>0.00</b>	<b>0.00</b>	<b>123,815,197.96</b>	<b>3,097,958.81</b>	<b>50,152,622.41</b>	<b>0.00</b>	<b>279,957.58</b>	<b>53,527,538.80</b>	<b>111.11</b>	<b>6,773,737.29</b>	<b>0.00</b>	<b>0.00</b>	<b>6,773,848.40</b>	<b>80,301,387.20</b>	<b>184,116,585.16</b>	<b>39,538,772.20</b>	<b>144,300,853.38</b>	<b>0.00</b>	<b>276,957.58</b>	<b>184,116,585.16</b>		

**SUMMARY**

Particulars	Previous Report	This Month	As at Date
(1)	(2)	(3)	(4)
Total Disbursement Authorities Received	642,392,801.49	252,141,499.32	894,534,300.81
NCA	588,261,785.00	207,376,934.00	793,638,719.00
NTA	29,878,949.37	38,073,131.82	65,952,081.19
TRA	26,252,087.12	8,691,433.50	34,943,500.62
Less: Notice of Transfer of Allocations (NTA)* Issued	29,878,949.37	38,073,131.82	65,952,081.19
Total Disbursement Authorities Available	612,513,852.12	216,068,367.50	828,582,219.62
Less:	0.00	0.00	0.00
Lapsed NCA	208,433.62	235,238.03	443,671.95
Disbursements	612,142,414.54	184,116,585.16	796,258,999.70
Less: Other Non-Cash Disbursements	0.00	0.00	0.00
Add/Less: Adjustments (e.g. cancelled/staled checks)	281,250.00	0.00	281,250.00
Balance of Disbursement Authorities as at date	444,253.66	31,716,544.31	32,160,797.97
Total Disbursements Program	581,108,000.00	200,144,000.00	781,252,000.00
Less: *Actual Disbursements	612,631,932.57	184,116,585.16	796,748,517.73
(Over)/Under spending	(31,623,932.57)	18,027,414.84	(15,406,517.73)

Notes: \* The use of NTA is discouraged  
 Notes: \*\* Amounts should tally with the grand total disbursement (column 27).

Certified Correct:

  
**ROY V. DANDO**  
 OIC - Chief Accounting Division  
 Date: \_\_\_\_\_

Recommending Approval:

  
**ROMAN G. BERSAMIRA**  
 OIC - Director, Financial and Management Service  
 Date: \_\_\_\_\_

Approved By:

  
**ATTY. SIEREN GAIL J. YU-AMINLUAN**  
 Under Secretary for Administration and Finance  
 Date: \_\_\_\_\_



MONTHLY REPORT OF DISBURSEMENTS

For the month of May 2024

Department : Department of Tourism (DOT)  
 Agency/Entity : Office of the Secretary  
 Region : ALL  
 Division : ALL  
 Operating Unit : ALL  
 Fund Cluster : 01 - Regular Agency Fund

(e.g. UACS Fund Cluster: 01-Regular Agency Fund, 02-Foreign Assisted Projects Fund, 03-Special Account-Locally Funded/Domestic Grants Fund, etc.)

Particulars	Current Year Budget					Prior Year's Budget										Grand Total					Remarks			
	PS	MOOE	FinEx	CO	TOTAL	Prior Year's Accounts Payable					Current Year's Accounts Payable					TOTAL	SUB-TOTAL	PS	MOOE	FinEx		CO	TOTAL	
						PS	MOOE	FinEx	CO	Sub-Total	PS	MOOE	FinEx	CO	Sub-Total									
1	2	3	4	5	6=(2+3+4+5)	7	8	9	10	11=(7+8+9+10)	12	13	14	15	16=(12+13+14+15)	17=(11+16)	18=(6+17)	23	24	25	26	27=(23+24+25+26)	28	
CASH DISBURSEMENTS	63,085,769.44	86,054,839.68	0.00	0.00	149,140,609.12	118,818.78	78,029,881.79	0.00	4,045,054.62	82,193,755.19	0.00	3,373,757.91	0.00	0.00	3,373,757.91	85,567,513.10	234,708,122.22	63,204,588.22	167,458,479.38	0.00	4,045,054.62	234,708,122.22		
Notice of Cash Allocation (NCA)	63,085,769.44	84,078,891.78	0.00	0.00	147,164,661.22	118,818.78	78,029,881.79	0.00	4,045,054.62	82,193,755.19	0.00	3,373,757.91	0.00	0.00	3,373,757.91	85,567,513.10	232,732,174.32	63,204,588.22	165,482,531.48	0.00	4,045,054.62	232,732,174.32		
MDS Checks Issued	7,103,235.75	16,791,011.94	0.00	0.00	23,894,247.69	0.00	72,695,034.31	0.00	0.00	72,695,034.31	0.00	1,770,414.47	0.00	0.00	1,770,414.47	74,465,448.78	98,359,896.47	7,103,235.75	91,256,460.72	0.00	0.00	98,359,896.47		
Advice to Debit Account	55,982,533.69	67,287,879.84	0.00	0.00	123,270,413.53	118,818.78	5,334,847.48	0.00	4,045,054.62	9,498,720.88	0.00	1,603,343.44	0.00	0.00	1,603,343.44	11,102,064.32	134,372,477.85	56,101,352.47	74,226,070.76	0.00	4,045,054.62	134,372,477.85		
Notice of Transfer Allocations (NTA)	0.00	1,975,947.90	0.00	0.00	1,975,947.90	0.00	0.00	0.00	0.00	0.00	0.00	0.00	0.00	0.00	0.00	0.00	1,975,947.90	0.00	1,975,947.90	0.00	0.00	1,975,947.90		
MDS Checks Issued	0.00	129,216.88	0.00	0.00	129,216.88	0.00	0.00	0.00	0.00	0.00	0.00	0.00	0.00	0.00	0.00	0.00	129,216.88	0.00	129,216.88	0.00	0.00	129,216.88		
Advice to Debit Account	0.00	1,846,731.02	0.00	0.00	1,846,731.02	0.00	0.00	0.00	0.00	0.00	0.00	0.00	0.00	0.00	0.00	0.00	1,846,731.02	0.00	1,846,731.02	0.00	0.00	1,846,731.02		
Working Fund for FAPs	0.00	0.00	0.00	0.00	0.00	0.00	0.00	0.00	0.00	0.00	0.00	0.00	0.00	0.00	0.00	0.00	0.00	0.00	0.00	0.00	0.00	0.00	0.00	
Cash Disbursement Ceiling (CDC)	0.00	0.00	0.00	0.00	0.00	0.00	0.00	0.00	0.00	0.00	0.00	0.00	0.00	0.00	0.00	0.00	0.00	0.00	0.00	0.00	0.00	0.00	0.00	
TOTAL CASH DISBURSEMENTS	63,085,769.44	86,054,839.68	0.00	0.00	149,140,609.12	118,818.78	78,029,881.79	0.00	4,045,054.62	82,193,755.19	0.00	3,373,757.91	0.00	0.00	3,373,757.91	85,567,513.10	234,708,122.22	63,204,588.22	167,458,479.38	0.00	4,045,054.62	234,708,122.22		
NON-CASH DISBURSEMENTS	3,252,669.87	7,975,667.68	0.00	0.00	11,228,337.55	0.00	650,448.53	0.00	211,347.63	861,796.16	0.00	132,488.78	0.00	0.00	132,488.78	994,284.94	12,222,622.49	3,252,669.87	8,758,604.99	0.00	211,347.63	12,222,622.49		
Tax Remittance Advices Issued (TRA)	3,252,669.87	7,975,667.68	0.00	0.00	11,228,337.55	0.00	650,448.53	0.00	211,347.63	861,796.16	0.00	132,488.78	0.00	0.00	132,488.78	994,284.94	12,222,622.49	3,252,669.87	8,758,604.99	0.00	211,347.63	12,222,622.49		
Non-Cash Availment Authority (NCAA)	0.00	0.00	0.00	0.00	0.00	0.00	0.00	0.00	0.00	0.00	0.00	0.00	0.00	0.00	0.00	0.00	0.00	0.00	0.00	0.00	0.00	0.00	0.00	
Disbursements effected through outright deductions from claims (please specify...)	0.00	0.00	0.00	0.00	0.00	0.00	0.00	0.00	0.00	0.00	0.00	0.00	0.00	0.00	0.00	0.00	0.00	0.00	0.00	0.00	0.00	0.00	0.00	
Overpayment of expenses (e.g. personnel benefits)	0.00	0.00	0.00	0.00	0.00	0.00	0.00	0.00	0.00	0.00	0.00	0.00	0.00	0.00	0.00	0.00	0.00	0.00	0.00	0.00	0.00	0.00	0.00	
Restitution for loss of government property	0.00	0.00	0.00	0.00	0.00	0.00	0.00	0.00	0.00	0.00	0.00	0.00	0.00	0.00	0.00	0.00	0.00	0.00	0.00	0.00	0.00	0.00	0.00	
Liquidated damages and similar claims	0.00	0.00	0.00	0.00	0.00	0.00	0.00	0.00	0.00	0.00	0.00	0.00	0.00	0.00	0.00	0.00	0.00	0.00	0.00	0.00	0.00	0.00	0.00	
Others (E.g. Documentary Stamp Tax, etc.)	0.00	0.00	0.00	0.00	0.00	0.00	0.00	0.00	0.00	0.00	0.00	0.00	0.00	0.00	0.00	0.00	0.00	0.00	0.00	0.00	0.00	0.00	0.00	
TOTAL NON-CASH DISBURSEMENTS	3,252,669.87	7,975,667.68	0.00	0.00	11,228,337.55	0.00	650,448.53	0.00	211,347.63	861,796.16	0.00	132,488.78	0.00	0.00	132,488.78	994,284.94	12,222,622.49	3,252,669.87	8,758,604.99	0.00	211,347.63	12,222,622.49		
<b>GRAND TOTAL</b>	<b>66,338,439.31</b>	<b>94,030,507.36</b>	<b>0.00</b>	<b>0.00</b>	<b>160,368,946.67</b>	<b>118,818.78</b>	<b>78,680,330.32</b>	<b>0.00</b>	<b>4,256,402.25</b>	<b>83,055,551.35</b>	<b>0.00</b>	<b>3,506,246.69</b>	<b>0.00</b>	<b>0.00</b>	<b>3,506,246.69</b>	<b>86,561,798.04</b>	<b>246,930,744.71</b>	<b>66,457,258.09</b>	<b>176,217,084.37</b>	<b>0.00</b>	<b>4,256,402.25</b>	<b>246,930,744.71</b>		

SUMMARY

Particulars	Previous Report	This Month	As at Date
(1)	(2)	(3)	(4)
Total Disbursement Authorities Received	894,534,300.81	268,040,864.85	1,162,575,165.66
NCA	793,638,719.00	238,570,840.25	1,032,209,559.25
NTA	65,952,081.19	17,247,402.11	83,199,483.30
TRA	34,943,500.62	12,222,622.49	47,166,123.11
Less: Notice of Transfer of Allocations (NTA)* issued	65,952,081.19	17,247,402.11	83,199,483.30
Total Disbursement Authorities Available	828,582,219.62	250,793,462.74	1,079,375,682.36
Less:	0.00	0.00	0.00
Lapsed NCA	443,671.95	0.00	443,671.95
Disbursements	796,258,999.70	246,930,744.71	1,043,189,744.41
Less: Other Non-Cash Disbursements	0.00	(90.00)	(90.00)
Disbursements effected through outright deductions from claims	0.00	(90.00)	(90.00)
Overpayment of expenses (e.g. personnel benefits)	0.00	(90.00)	(90.00)
Add/Less: Adjustments (e.g. cancelled/staled checks)	281,250.00	(8,113.13)	273,136.87
Balance of Disbursement Authorities as at date	32,160,797.97	3,854,514.90	36,015,312.87
Total Disbursements Program	781,252,000.00	219,718,000.00	1,000,970,000.00
Less: *Actual Disbursements	796,748,517.73	246,943,057.84	1,043,692,175.57
(Over)/Under spending	(15,496,517.73)	(27,225,657.84)	(42,722,175.57)

Notes: \* The use of NTA is discouraged

Notes: \*\* Amounts should tally with the grand total disbursement (column 27).

Certified Correct:



RQY V. DANDO  
 OIC - Chief, Accounting Division  
 Date:

Recommending Approval:



ROMAN G. BERSAMIRA  
 OIC - Director, Financial and Management Service  
 Date:

Approved By:



ATTY. SHREEN GAIL C. YU-PAMINTUAN  
 Underscretary for Administration and Finance  
 Date:

**MONTHLY REPORT OF DISBURSEMENTS**  
For the month of June 2024

Department : Department of Tourism (DOT)  
 Agency/Entity : Office of the Secretary  
 Region : ALL  
 Division : ALL  
 Operating Unit : ALL  
 Fund Cluster : 01 - Regular Agency Fund  
 (e.g. UACS Fund Cluster: 01-Regular Agency Fund, 02-Foreign Assisted Projects Fund, 03-Special Account-Locally Funded/Domestic Grants Fund, etc.)

Particulars	Current Year Budget					Prior Year's Accounts Payable					Current Year's Accounts Payable					TOTAL	SUB-TOTAL	Grand Total					Remarks		
	PS	MOOE	FinEx	CO	TOTAL	PS	MOOE	FinEx	CO	Sub-Total	PS	MOOE	FinEx	CO	Sub-Total			PS	MOOE	FinEx	CO	TOTAL			
	1	2	3	4	5	6=(2+3+4+5)	7	8	9	10	11=(7+8+9+10)	12	13	14	15			16=(12+13+14+15)	17=(11+16)	18=(6+17)	19	20		21	22
CASH DISBURSEMENTS	30,420,104.93	150,221,785.60	0.00	0.00	180,641,890.53	0.00	38,969,448.80	0.00	0.00	38,969,448.80	14,740.42	3,952,958.83	0.00	0.00	3,967,699.25	42,937,148.05	223,579,038.58	30,434,845.35	193,144,193.23	0.00	0.00	0.00	0.00	223,579,038.58	
Notice of Cash Allocation (NCA)	30,420,104.93	143,717,267.75	0.00	0.00	174,137,372.68	0.00	38,758,167.90	0.00	0.00	38,758,167.90	14,740.42	3,686,048.28	0.00	0.00	3,700,788.70	42,456,956.60	216,594,329.28	30,434,845.35	186,159,483.93	0.00	0.00	0.00	0.00	216,594,329.28	
MDS Checks Issued	6,979,469.63	44,659,984.19	0.00	0.00	51,639,453.82	0.00	36,973,550.85	0.00	0.00	36,973,550.85	0.00	1,169,341.25	0.00	0.00	1,169,341.25	38,142,892.10	89,782,345.92	6,979,469.63	82,802,876.29	0.00	0.00	0.00	0.00	89,782,345.92	
Advice to Debit Account	23,440,635.30	99,057,283.56	0.00	0.00	122,497,918.86	0.00	1,782,617.05	0.00	0.00	1,782,617.05	14,740.42	2,516,707.03	0.00	0.00	2,531,447.45	4,314,064.50	126,811,983.36	23,455,375.72	103,356,607.64	0.00	0.00	0.00	0.00	126,811,983.36	
Notice of Transfer Allocations (NTA)	0.00	6,504,517.85	0.00	0.00	6,504,517.85	0.00	213,280.90	0.00	0.00	213,280.90	0.00	266,910.55	0.00	0.00	266,910.55	480,191.45	6,984,709.30	0.00	6,984,709.30	0.00	0.00	0.00	0.00	6,984,709.30	
MDS Checks Issued	0.00	3,427,179.06	0.00	0.00	3,427,179.06	0.00	40,504.00	0.00	0.00	40,504.00	0.00	0.00	0.00	0.00	0.00	40,504.00	3,467,683.06	0.00	3,467,683.06	0.00	0.00	0.00	0.00	3,467,683.06	
Advice to Debit Account	0.00	3,077,338.79	0.00	0.00	3,077,338.79	0.00	172,776.90	0.00	0.00	172,776.90	0.00	266,910.55	0.00	0.00	266,910.55	439,687.45	3,517,026.24	0.00	3,517,026.24	0.00	0.00	0.00	0.00	3,517,026.24	
TOTAL CASH DISBURSEMENTS	30,420,104.93	150,221,785.60	0.00	0.00	180,641,890.53	0.00	38,969,448.80	0.00	0.00	38,969,448.80	14,740.42	3,952,958.83	0.00	0.00	3,967,699.25	42,937,148.05	223,579,038.58	30,434,845.35	193,144,193.23	0.00	0.00	0.00	0.00	223,579,038.58	
NON-CASH DISBURSEMENTS	3,341,417.56	7,195,041.05	0.00	0.00	10,536,458.61	0.00	144,333.42	0.00	0.00	144,333.42	0.00	34,717.47	0.00	0.00	34,717.47	179,050.89	10,715,509.50	3,341,417.56	7,374,091.94	0.00	0.00	0.00	0.00	10,715,509.50	
Tax Remittance Advices Issued (TRA)	3,341,417.56	7,195,041.05	0.00	0.00	10,536,458.61	0.00	144,333.42	0.00	0.00	144,333.42	0.00	34,717.47	0.00	0.00	34,717.47	179,050.89	10,715,509.50	3,341,417.56	7,374,091.94	0.00	0.00	0.00	0.00	10,715,509.50	
TOTAL NON-CASH DISBURSEMENTS	3,341,417.56	7,195,041.05	0.00	0.00	10,536,458.61	0.00	144,333.42	0.00	0.00	144,333.42	0.00	34,717.47	0.00	0.00	34,717.47	179,050.89	10,715,509.50	3,341,417.56	7,374,091.94	0.00	0.00	0.00	0.00	10,715,509.50	
<b>GRAND TOTAL</b>	<b>33,761,522.49</b>	<b>157,416,826.65</b>	<b>0.00</b>	<b>0.00</b>	<b>191,178,349.14</b>	<b>0.00</b>	<b>39,113,782.22</b>	<b>0.00</b>	<b>0.00</b>	<b>39,113,782.22</b>	<b>14,740.42</b>	<b>3,987,676.30</b>	<b>0.00</b>	<b>0.00</b>	<b>4,002,416.72</b>	<b>43,116,198.94</b>	<b>234,294,548.08</b>	<b>33,776,262.91</b>	<b>200,518,285.17</b>	<b>0.00</b>	<b>0.00</b>	<b>0.00</b>	<b>0.00</b>	<b>234,294,548.08</b>	

**SUMMARY**

Particulars	Previous Report	This Month	As at Date
(1)	(2)	(3)	(4)
Total Disbursement Authorities Received	1,162,575,165.66	232,812,882.81	1,395,388,048.47
NCA	1,032,209,559.25	210,785,040.75	1,242,994,600.00
NTA	83,199,483.30	11,312,332.56	94,511,815.86
TRA	47,166,123.11	10,715,509.50	57,881,632.61
Less: Notice of Transfer of Allocations (NTA)* issued	83,199,483.30	11,312,332.56	94,511,815.86
Total Disbursement Authorities Available	1,079,375,682.36	221,500,550.25	1,300,876,232.61
Less:	0.00	0.00	0.00
Lapsed NCA	443,671.95	23,221,315.04	23,664,986.99
Disbursements	1,043,189,744.41	234,294,548.08	1,277,484,292.49
Less: Other Non-Cash Disbursements	(90.00)	0.00	(90.00)
Disbursements effected through outright deductions from claims	(90.00)	0.00	(90.00)
Overpayment of expenses(e.g. personnel benefits)	(90.00)	0.00	(90.00)
Add/Less: Adjustments (e.g. cancelled/staled checks)	273,136.87	0.00	273,136.87
Balance of Disbursement Authorities as at date	38,015,312.87	(38,015,312.87)	0.00
Total Disbursements Program	1,000,970,000.00	854,408,000.00	1,655,378,000.00
Less: Actual Disbursements	1,043,692,175.57	257,514,997.38	1,301,207,172.95
(Over)/Under spending	(42,722,175.57)	396,891,002.82	354,168,827.05

Notes: \* The use of NTA is discouraged  
 Notes: \*\* Amounts should tally with the grand total disbursement (column 27).

Certified Correct:

  
**ROY V. DANDO**  
 OIC - Chief, Accounting Division  
 Date: 7/9/24

Recommending Approval:

  
**ROMAN G. BERSAMIRA**  
 OIC - Director, Financial and Management Services  
 Date:

Approved By:

  
**SHEREN GAIL C. UU-PAMINTUAN**  
 Undersecretary for Administration and Finance  
 Date:

**MONTHLY REPORT OF DISBURSEMENTS**  
For the month of July 2024

Department : Department of Tourism (DOT)  
 Agency/Entity : Office of the Secretary  
 Region : ALL  
 Division : ALL  
 Operating Unit : ALL  
 Fund Cluster : 01 - Regular Agency Fund

(e.g. UACS Fund Cluster: 01-Regular Agency Fund, 02-Foreign Assisted Projects Fund, 03-Special Account-Locally Funded/Domestic Grants Fund, etc.)

Particulars	Current Year Budget						Prior Year's Budget						Grand Total						Remarks											
	PS	MOOE	FinEx	CO	TOTAL	Prior Year's Accounts Payable			Current Year's Accounts Payable			TOTAL	SUB-TOTAL	PS	MOOE	FinEx	CO	TOTAL												
						PS	MOOE	FinEx	CO	Sub-Total	PS									MOOE	FinEx	CO	Sub-Total							
1	2	3	4	5	6=(2+3+4+5)	7	8	9	10	11=(7+8+9+10)	12	13	14	15	16=(12+13+14+15)	17=(11+16)	18=(6+17)	19	20	21	22	23	24	25	26	27=(23+24+25+26)	28			
CASH DISBURSEMENTS	33,097,023.26	147,722,085.51	0.00	0.00	180,819,108.77	0.00	93,821,378.63	0.00	300,000.00	94,121,378.63	0.00	11,737,731.79	0.00	0.00	11,737,731.79	105,850,110.42	286,678,219.19	33,097,023.26	253,281,195.93	0.00	300,000.00	286,678,219.19								
Notice of Cash Allocation (NCA)	33,097,023.26	145,585,201.10	0.00	0.00	178,682,224.36	0.00	93,614,720.63	0.00	300,000.00	93,614,720.63	0.00	11,425,156.16	0.00	0.00	11,425,156.16	105,339,876.70	284,022,101.15	33,097,023.26	250,625,077.89	0.00	300,000.00	284,022,101.15								
MDS Checks Issued	1,730,794.01	22,027,524.74	0.00	0.00	23,758,318.75	0.00	86,432,850.13	0.00	0.00	86,432,850.13	0.00	2,164,141.32	0.00	0.00	2,164,141.32	88,596,991.45	112,355,310.20	1,730,794.01	110,624,516.19	0.00	0.00	112,355,310.20								
Advice to Debit Account	31,366,229.25	123,557,676.36	0.00	0.00	154,923,905.61	0.00	7,181,870.50	0.00	300,000.00	7,481,870.50	0.00	9,261,014.84	0.00	0.00	9,261,014.84	16,742,885.34	171,668,790.95	31,366,229.25	140,000,561.70	0.00	300,000.00	171,668,790.95								
Notice of Transfer Allocations (NTA)	0.00	2,138,884.41	0.00	0.00	2,138,884.41	0.00	206,658.00	0.00	0.00	206,658.00	0.00	312,675.63	0.00	0.00	312,675.63	519,233.63	2,658,118.04	0.00	2,658,118.04	0.00	0.00	2,658,118.04								
MDS Checks Issued	0.00	687,671.36	0.00	0.00	687,671.36	0.00	206,658.00	0.00	0.00	206,658.00	0.00	40,985.00	0.00	0.00	40,985.00	247,623.00	935,294.36	0.00	935,294.36	0.00	0.00	935,294.36								
Advice to Debit Account	0.00	1,449,213.05	0.00	0.00	1,449,213.05	0.00	0.00	0.00	0.00	0.00	0.00	271,610.63	0.00	0.00	271,610.63	271,610.63	1,720,823.68	0.00	1,720,823.68	0.00	0.00	1,720,823.68								
Working Fund for FAPs	0.00	0.00	0.00	0.00	0.00	0.00	0.00	0.00	0.00	0.00	0.00	0.00	0.00	0.00	0.00	0.00	0.00	0.00	0.00	0.00	0.00	0.00	0.00	0.00	0.00	0.00	0.00	0.00	0.00	0.00
Cash Disbursement Ceiling (CDC)	0.00	0.00	0.00	0.00	0.00	0.00	0.00	0.00	0.00	0.00	0.00	0.00	0.00	0.00	0.00	0.00	0.00	0.00	0.00	0.00	0.00	0.00	0.00	0.00	0.00	0.00	0.00	0.00	0.00	0.00
TOTAL CASH DISBURSEMENTS	33,097,023.26	147,722,085.51	0.00	0.00	180,819,108.77	0.00	93,821,378.63	0.00	300,000.00	94,121,378.63	0.00	11,737,731.79	0.00	0.00	11,737,731.79	105,850,110.42	286,678,219.19	33,097,023.26	253,281,195.93	0.00	300,000.00	286,678,219.19								
NON-CASH DISBURSEMENTS	3,320,890.27	10,905,226.00	0.00	0.00	14,226,116.27	0.00	86,617.78	0.00	0.00	86,617.78	0.00	51,860.78	0.00	0.00	51,860.78	138,478.56	14,364,594.83	3,320,890.27	11,043,704.56	0.00	0.00	14,364,594.83								
Tax Remittance Advices Issued (TRA)	3,320,890.27	10,905,226.00	0.00	0.00	14,226,116.27	0.00	86,617.78	0.00	0.00	86,617.78	0.00	51,860.78	0.00	0.00	51,860.78	138,478.56	14,364,594.83	3,320,890.27	11,043,704.56	0.00	0.00	14,364,594.83								
Non-Cash Availment Authority (NCAA)	0.00	0.00	0.00	0.00	0.00	0.00	0.00	0.00	0.00	0.00	0.00	0.00	0.00	0.00	0.00	0.00	0.00	0.00	0.00	0.00	0.00	0.00	0.00	0.00	0.00	0.00	0.00	0.00	0.00	0.00
Disbursements effected through outright deductions from claims (please specify)	0.00	0.00	0.00	0.00	0.00	0.00	0.00	0.00	0.00	0.00	0.00	0.00	0.00	0.00	0.00	0.00	0.00	0.00	0.00	0.00	0.00	0.00	0.00	0.00	0.00	0.00	0.00	0.00	0.00	0.00
Overpayment of expenses(e.g. personnel benefits)	0.00	0.00	0.00	0.00	0.00	0.00	0.00	0.00	0.00	0.00	0.00	0.00	0.00	0.00	0.00	0.00	0.00	0.00	0.00	0.00	0.00	0.00	0.00	0.00	0.00	0.00	0.00	0.00	0.00	0.00
Restitution for loss of government property	0.00	0.00	0.00	0.00	0.00	0.00	0.00	0.00	0.00	0.00	0.00	0.00	0.00	0.00	0.00	0.00	0.00	0.00	0.00	0.00	0.00	0.00	0.00	0.00	0.00	0.00	0.00	0.00	0.00	0.00
Liquidated damages and similar claims	0.00	0.00	0.00	0.00	0.00	0.00	0.00	0.00	0.00	0.00	0.00	0.00	0.00	0.00	0.00	0.00	0.00	0.00	0.00	0.00	0.00	0.00	0.00	0.00	0.00	0.00	0.00	0.00	0.00	0.00
Others (T.F., B.T.F-Documentary Stamp Tax, etc.)	0.00	0.00	0.00	0.00	0.00	0.00	0.00	0.00	0.00	0.00	0.00	0.00	0.00	0.00	0.00	0.00	0.00	0.00	0.00	0.00	0.00	0.00	0.00	0.00	0.00	0.00	0.00	0.00	0.00	0.00
TOTAL NON-CASH DISBURSEMENTS	3,320,890.27	10,905,226.00	0.00	0.00	14,226,116.27	0.00	86,617.78	0.00	0.00	86,617.78	0.00	51,860.78	0.00	0.00	51,860.78	138,478.56	14,364,594.83	3,320,890.27	11,043,704.56	0.00	0.00	14,364,594.83								
<b>GRAND TOTAL</b>	<b>36,417,913.53</b>	<b>158,627,311.51</b>	<b>0.00</b>	<b>0.00</b>	<b>195,045,225.04</b>	<b>0.00</b>	<b>93,907,996.41</b>	<b>0.00</b>	<b>300,000.00</b>	<b>94,207,996.41</b>	<b>0.00</b>	<b>11,789,592.57</b>	<b>0.00</b>	<b>0.00</b>	<b>11,789,592.57</b>	<b>105,997,588.98</b>	<b>301,042,814.02</b>	<b>36,417,913.53</b>	<b>264,324,900.49</b>	<b>0.00</b>	<b>300,000.00</b>	<b>301,042,814.02</b>								

**SUMMARY**

Particulars	Previous Report	This Month	As at Date
(1)	(2)	(3)	(4)
Total Disbursement Authorities Received	1,395,388,048.47	713,615,052.34	2,109,003,100.81
NCA	1,242,994,600.00	654,406,000.00	1,897,400,600.00
NTA	94,511,815.86	44,844,457.51	139,356,273.37
TRA	57,881,632.61	14,364,594.83	72,246,227.44
Less: Notice of Transfer of Allocations (NTA)* issued	94,511,815.86	46,010,245.93	140,522,061.79
Total Disbursement Authorities Available	1,300,876,232.61	667,604,806.41	1,968,481,039.02
Less:	0.00	0.00	0.00
Lapsed NCA	23,664,986.99	0.00	23,664,986.99
Disbursements	1,277,484,292.49	301,042,814.02	1,578,527,106.51
Less: Other Non-Cash Disbursements	(90.00)	0.00	(90.00)
Disbursements effected through outright deductions from claims	(90.00)	0.00	(90.00)
Overpayment of expenses(e.g. personnel benefits)	(90.00)	0.00	(90.00)
Add/Less: Adjustments (e.g. cancelled/staled checks)	273,136.87	0.00	273,136.87
Balance of Disbursement Authorities as at date	0.00	366,561,992.39	366,561,992.39
Total Disbursements Program	1,655,378,000.00	231,903,000.00	1,887,279,000.00
Less: *Actual Disbursements	1,301,207,172.95	301,042,814.02	1,602,249,986.97
(Over)/Under spending	354,168,827.05	(69,139,814.02)	285,029,013.03

Notes: \* The use of NTA is discouraged  
 Notes: \*\* Amounts should tally with the grand total disbursement (column 27).

Certified Correct:

RO V. PANDO  
 OIC - Chief, Accounting Division  
 Date

Recommending Approval:

ROMAN G. BERSAMIRA  
 OIC - Director, Financial and Management Service  
 Date

Approved By:

ATTY. HEEREN G. L. OYU-PAMINTUAN  
 Under Secretary for Administration and Finance  
 Date



**MONTHLY REPORT OF DISBURSEMENTS**  
For the month of August 2024

Department : Department of Tourism (DOT)  
 Agency/Entity : Office of the Secretary  
 Region : ALL  
 Division : ALL  
 Operating Unit : ALL  
 Fund Cluster : 01 - Regular Agency Fund  
 (e.g. UACS Fund Cluster: 01-Regular Agency Fund, 02-Foreign Assisted Projects Fund, 03-Special Account-Locally Funded/Domestic Grants Fund, etc.)

Particulars	Current Year Budget					Prior Year's Budget											Grand Total					Remarks		
	PS	MOOE	FinEx	CO	TOTAL	Prior Year's Accounts Payable					Current Year's Accounts Payable						SUB-TOTAL	TOTAL	PS	MOOE	FinEx		CO	TOTAL
						PS	MOOE	FinEx	CO	Sub-Total	PS	MOOE	FinEx	CO	Sub-Total									
1	2	3	4	5	6=(2+3+4+5)	7	8	9	10	11=(7+8+9+10)	12	13	14	15	16=(12+13+14+15)	17=(11+16)	18=(6+17)	23	24	25	26	27=(23+24+25+26)	28	
CASH DISBURSEMENTS	49,023,275.30	111,585,067.52	0.00	9,000,000.00	169,608,342.82	0.00	35,552,534.27	0.00	0.00	35,552,534.27	0.00	6,779,643.01	0.00	0.00	6,779,643.01	42,332,177.28	211,940,520.10	49,023,275.30	153,917,244.80	0.00	9,000,000.00	211,940,520.10		
Notice of Cash Allocation (NCA)	49,023,275.30	109,974,783.88	0.00	9,000,000.00	167,998,059.18	0.00	35,378,145.49	0.00	0.00	35,378,145.49	0.00	6,259,297.63	0.00	0.00	6,259,297.63	41,635,443.12	209,633,482.30	49,023,275.30	151,610,207.00	0.00	9,000,000.00	209,633,482.30		
MDS Checks Issued	2,077,764.11	44,051,650.16	0.00	0.00	46,129,414.27	0.00	12,042,389.61	0.00	0.00	12,042,389.61	0.00	810,818.00	0.00	0.00	810,818.00	12,853,007.61	58,982,421.88	2,077,764.11	56,904,657.77	0.00	0.00	58,982,421.88		
Advice to Debit Account	46,945,511.19	65,923,113.72	0.00	9,000,000.00	121,868,624.91	0.00	23,333,755.89	0.00	0.00	23,333,755.89	0.00	5,448,679.63	0.00	0.00	5,448,679.63	28,782,435.51	150,651,080.42	46,945,511.19	94,705,549.23	0.00	9,000,000.00	150,651,080.42		
Notice of Transfer Allocations (NTA)	0.00	1,610,303.64	0.00	0.00	1,610,303.64	0.00	176,388.78	0.00	0.00	176,388.78	0.00	520,345.38	0.00	0.00	520,345.38	696,734.16	2,307,037.80	0.00	561,735.45	0.00	0.00	2,307,037.80		
MDS Checks Issued	0.00	520,672.95	0.00	0.00	520,672.95	0.00	0.00	0.00	0.00	0.00	0.00	41,062.50	0.00	0.00	41,062.50	41,062.50	561,735.45	0.00	561,735.45	0.00	0.00	561,735.45		
Advice to Debit Account	0.00	1,089,630.69	0.00	0.00	1,089,630.69	0.00	176,388.78	0.00	0.00	176,388.78	0.00	479,282.88	0.00	0.00	479,282.88	655,871.66	1,745,302.35	0.00	1,745,302.35	0.00	0.00	1,745,302.35		
Working Fund for FAPs	0.00	0.00	0.00	0.00	0.00	0.00	0.00	0.00	0.00	0.00	0.00	0.00	0.00	0.00	0.00	0.00	0.00	0.00	0.00	0.00	0.00	0.00	0.00	
Cash Disbursement Ceiling (CDC)	0.00	0.00	0.00	0.00	0.00	0.00	0.00	0.00	0.00	0.00	0.00	0.00	0.00	0.00	0.00	0.00	0.00	0.00	0.00	0.00	0.00	0.00	0.00	
TOTAL CASH DISBURSEMENTS	49,023,275.30	111,585,067.52	0.00	9,000,000.00	169,608,342.82	0.00	35,552,534.27	0.00	0.00	35,552,534.27	0.00	6,779,643.01	0.00	0.00	6,779,643.01	42,332,177.28	211,940,520.10	49,023,275.30	153,917,244.80	0.00	9,000,000.00	211,940,520.10		
NON-CASH DISBURSEMENTS	5,026,014.27	3,864,878.03	0.00	0.00	8,890,892.30	0.00	34,392.31	0.00	0.00	34,392.31	0.00	100,305.01	0.00	0.00	100,305.01	134,697.32	9,025,589.62	5,026,014.27	3,999,575.35	0.00	0.00	9,025,589.62		
Tax Remittance Advices Issued (TRA)	5,026,014.27	3,864,878.03	0.00	0.00	8,890,892.30	0.00	34,392.31	0.00	0.00	34,392.31	0.00	100,305.01	0.00	0.00	100,305.01	134,697.32	9,025,589.62	5,026,014.27	3,999,575.35	0.00	0.00	9,025,589.62		
Non-Cash Availment Authority (NCAA)	0.00	0.00	0.00	0.00	0.00	0.00	0.00	0.00	0.00	0.00	0.00	0.00	0.00	0.00	0.00	0.00	0.00	0.00	0.00	0.00	0.00	0.00	0.00	
Disbursements effected through outright deductions from claims (lease specific, overpayment of expenses, e.g. personnel benefits)	0.00	0.00	0.00	0.00	0.00	0.00	0.00	0.00	0.00	0.00	0.00	0.00	0.00	0.00	0.00	0.00	0.00	0.00	0.00	0.00	0.00	0.00	0.00	
Restitution for loss of government property	0.00	0.00	0.00	0.00	0.00	0.00	0.00	0.00	0.00	0.00	0.00	0.00	0.00	0.00	0.00	0.00	0.00	0.00	0.00	0.00	0.00	0.00	0.00	
Liquidated damages and similar claims	0.00	0.00	0.00	0.00	0.00	0.00	0.00	0.00	0.00	0.00	0.00	0.00	0.00	0.00	0.00	0.00	0.00	0.00	0.00	0.00	0.00	0.00	0.00	
Others (TFR, BIR Documentary Stamp tax, etc.)	0.00	0.00	0.00	0.00	0.00	0.00	0.00	0.00	0.00	0.00	0.00	0.00	0.00	0.00	0.00	0.00	0.00	0.00	0.00	0.00	0.00	0.00	0.00	
TOTAL NON-CASH DISBURSEMENTS	5,026,014.27	3,864,878.03	0.00	0.00	8,890,892.30	0.00	34,392.31	0.00	0.00	34,392.31	0.00	100,305.01	0.00	0.00	100,305.01	134,697.32	9,025,589.62	5,026,014.27	3,999,575.35	0.00	0.00	9,025,589.62		
<b>GRAND TOTAL</b>	<b>54,049,289.57</b>	<b>115,449,945.55</b>	<b>0.00</b>	<b>9,000,000.00</b>	<b>178,499,235.12</b>	<b>0.00</b>	<b>35,586,926.58</b>	<b>0.00</b>	<b>0.00</b>	<b>35,586,926.58</b>	<b>0.00</b>	<b>6,879,948.02</b>	<b>0.00</b>	<b>0.00</b>	<b>6,879,948.02</b>	<b>42,466,874.60</b>	<b>220,966,109.72</b>	<b>54,049,289.57</b>	<b>157,916,820.15</b>	<b>0.00</b>	<b>9,000,000.00</b>	<b>220,966,109.72</b>		

**SUMMARY**

Particulars	Previous Report	This Month	As at Date
(1)	(2)	(3)	(4)
Total Disbursement Authorities Received	2,109,003,100.81	292,960,124.90	2,401,963,225.71
NCA	1,867,400,600.00	260,632,135.00	2,128,032,735.00
NTA	139,356,273.37	23,302,400.28	162,658,673.65
TRA	72,246,227.44	9,025,589.62	81,271,817.06
Less: Notice of Transfer of Allocations (NTA)* issued	140,522,061.79	11,398,550.28	151,920,612.07
Total Disbursement Authorities Available	1,968,481,039.02	281,561,574.62	2,250,042,613.64
Less:	0.00	0.00	0.00
Lapsed NCA	23,664,986.99	0.00	23,664,986.99
Disbursements	1,578,527,106.51	220,966,109.73	1,799,493,216.24
Less: Other Non-Cash Disbursements	(90.00)	0.00	(90.00)
Disbursements effected through outright deductions from claims	(90.00)	0.00	(90.00)
Overpayment of expenses(e.g. personnel benefits)	(90.00)	0.00	(90.00)
Add/Less: Adjustments (e.g. cancelled/stated checks)	273,136.87	156,301.50	429,438.37
Balance of Disbursement Authorities as at date	366,561,992.39	60,751,766.39	427,313,758.78
Total Disbursements Program	1,887,279,000.00	202,322,000.00	2,089,601,000.00
Less: *Actual Disbursements	1,602,249,986.97	221,122,411.23	1,823,372,398.20
(Over)/Under spending	285,029,013.03	(18,300,411.23)	266,728,601.80

Notes: \* The use of NTA is discouraged  
 Notes: \*\* Amounts should tally with the grand total disbursement (column 27).

Certified Correct:

  
**ROMAN G. BERSAMIRA**  
 Chief, Accounting Division  
 Date:

Recommending Approval:

  
**ATTY. EDEN C. BRION-BAKILAN**  
 Director, Financial and Management Services  
 Date:

Approved By:

  
**ATTY. SHEREEN GAIL C. YAPAN INTUAN**  
 Under Secretary for Administration and Finance



**MONTHLY REPORT OF DISBURSEMENTS**  
For the month of September 2024

Department : Department of Tourism (DOT)  
 Agency/Entity : Office of the Secretary  
 Region : ALL  
 Division : ALL  
 Operating Unit : ALL  
 Fund Cluster : 01 - Regular Agency Fund

(e.g. UACS Fund Cluster: 01-Regular Agency Fund, 02-Foreign Assisted Projects Fund, 03-Special Account-Locally Funded/Domestic Grants Fund, etc.)

Particulars	Current Year Budget					Prior Year's Budget										Grand Total					Remarks		
	PS	MOOE	FinEx	CO	TOTAL	Prior Year's Accounts Payable					Current Year's Accounts Payable					SUB-TOTAL	PS	MOOE	FinEx	CO		TOTAL	
						PS	MOOE	FinEx	CO	Sub-Total	PS	MOOE	FinEx	CO	Sub-Total								
1	2	3	4	5	6=(2+3+4+5)	7	8	9	10	11=(7+8+9+10)	12	13	14	15	16=(12+13+14+15)	17=(11+16)	18=(6+17)	23	24	25	26	27=(23+24+25+26)	28
CASH DISBURSEMENTS	38,135,124.17	406,505,764.71	0.00	8,129,000.00	452,769,888.88	104,897.00	142,133,635.60	0.00	4,420,294.85	146,658,827.25	0.00	1,895,369.79	0.00	0.00	1,895,369.79	148,554,197.04	601,324,085.92	38,240,021.17	550,534,770.10	0.00	12,549,294.65	601,324,085.92	28
Notice of Cash Allocation (NCA)	38,135,124.17	400,907,836.59	0.00	8,129,000.00	447,171,960.76	104,897.00	141,603,607.15	0.00	4,420,294.85	146,128,798.80	0.00	799,288.52	0.00	0.00	799,288.52	146,928,087.32	594,100,048.08	38,240,021.17	543,310,732.26	0.00	12,549,294.65	594,100,048.08	
MDS Checks Issued	3,788,474.12	308,676,510.46	0.00	8,129,000.00	320,593,984.58	0.00	136,779,405.56	0.00	4,420,294.65	141,199,700.21	0.00	262,164.80	0.00	0.00	262,164.80	141,461,865.01	462,055,849.59	3,788,474.12	445,718,080.82	0.00	12,549,294.65	462,055,849.59	
Advice to Debit Account	34,346,650.05	92,231,326.13	0.00	0.00	126,577,976.18	104,897.00	4,824,201.59	0.00	0.00	4,929,098.59	0.00	537,123.72	0.00	0.00	537,123.72	5,466,222.31	132,044,198.49	34,451,547.05	97,592,651.44	0.00	0.00	132,044,198.49	
Notice of Transfer Allocations (NTA)	0.00	5,597,928.12	0.00	0.00	5,597,928.12	0.00	530,028.45	0.00	0.00	530,028.45	0.00	1,096,081.27	0.00	0.00	1,096,081.27	1,826,109.72	7,224,037.84	0.00	7,224,037.84	0.00	0.00	7,224,037.84	
MDS Checks Issued	0.00	2,776,107.83	0.00	0.00	2,776,107.83	0.00	0.00	0.00	0.00	0.00	0.00	524,125.35	0.00	0.00	524,125.35	524,125.35	3,300,233.18	0.00	3,300,233.18	0.00	0.00	3,300,233.18	
Advice to Debit Account	0.00	2,821,820.29	0.00	0.00	2,821,820.29	0.00	530,028.45	0.00	0.00	530,028.45	0.00	571,955.92	0.00	0.00	571,955.92	1,101,984.37	3,923,804.66	0.00	3,923,804.66	0.00	0.00	3,923,804.66	
TOTAL CASH DISBURSEMENTS	38,135,124.17	406,505,764.71	0.00	8,129,000.00	452,769,888.88	104,897.00	142,133,635.60	0.00	4,420,294.85	146,658,827.25	0.00	1,895,369.79	0.00	0.00	1,895,369.79	148,554,197.04	601,324,085.92	38,240,021.17	550,534,770.10	0.00	12,549,294.65	601,324,085.92	
NON-CASH DISBURSEMENTS	4,149,634.71	16,595,932.43	0.00	0.00	20,745,567.14	0.00	116,421.75	0.00	262,695.35	379,117.10	0.00	24,237.07	0.00	0.00	24,237.07	403,354.17	21,148,921.31	4,149,634.71	16,736,591.25	0.00	262,695.35	21,148,921.31	
Tax Remittance Advices Issued (TRA)	4,149,634.71	16,595,932.43	0.00	0.00	20,745,567.14	0.00	116,421.75	0.00	262,695.35	379,117.10	0.00	24,237.07	0.00	0.00	24,237.07	403,354.17	21,148,921.31	4,149,634.71	16,736,591.25	0.00	262,695.35	21,148,921.31	
TOTAL NON-CASH DISBURSEMENTS	4,149,634.71	16,595,932.43	0.00	0.00	20,745,567.14	0.00	116,421.75	0.00	262,695.35	379,117.10	0.00	24,237.07	0.00	0.00	24,237.07	403,354.17	21,148,921.31	4,149,634.71	16,736,591.25	0.00	262,695.35	21,148,921.31	
<b>GRAND TOTAL</b>	<b>42,284,758.88</b>	<b>423,101,697.14</b>	<b>0.00</b>	<b>8,129,000.00</b>	<b>473,515,456.02</b>	<b>104,897.00</b>	<b>142,250,057.35</b>	<b>0.00</b>	<b>4,682,990.00</b>	<b>147,037,944.35</b>	<b>0.00</b>	<b>1,919,606.86</b>	<b>0.00</b>	<b>0.00</b>	<b>1,919,606.86</b>	<b>148,957,551.21</b>	<b>622,473,007.23</b>	<b>42,389,655.88</b>	<b>567,271,361.35</b>	<b>0.00</b>	<b>12,811,990.00</b>	<b>622,473,007.23</b>	

**SUMMARY**

Particulars	Previous Report (1)	This Month (2)	As at Date (3)	As at Date (4)
Total Disbursement Authorities Received	2,401,963,225.71	261,136,601.32	2,663,099,827.03	
NCA	2,158,032,735.00	234,716,895.10	2,392,749,630.10	
NTA	162,658,873.85	5,270,784.91	167,929,658.56	
TRA	81,271,817.06	21,148,921.31	102,420,738.37	
Less: Notice of Transfer of Allocations (NTA)* Issued	151,920,612.07	2,020,767.56	153,941,379.63	
Total Disbursement Authorities Available	2,250,042,613.64	259,115,833.76	2,509,158,447.40	
Less:	0.00	0.00	0.00	
Lapsed NCA	23,864,986.99	64,133,461.57	87,998,448.56	
Disbursements	1,799,493,216.24	622,473,007.23	2,421,966,223.47	
Less: Other Non-Cash Disbursements	(90.00)	0.00	(90.00)	
Disbursements effected through outright deductions from claims	(90.00)	0.00	(90.00)	
Overpayment of expenses(e.g. personnel benefits)	(90.00)	0.00	(90.00)	
Add/Less: Adjustments (e.g. cancelled/staled checks)	429,438.37	176,876.26	606,314.63	
Balance of Disbursement Authorities as at date	427,313,758.78	(427,313,758.78)	0.00	
Total Disbursements Program	2,089,601,000.00	223,906,000.00	2,313,407,000.00	
Less: *Actual Disbursements	1,823,372,398.20	686,655,876.20	2,510,028,274.40	
(Over)/Under spending	266,228,601.80	(462,849,876.20)	(196,621,274.40)	

Notes: \* The use of NTA is discouraged  
 Notes: \*\* Amounts should tally with the grand total disbursement (column)


Certified Correct:

  
**ROMAN G. BERSAMIRA**  
 Chief, Accounting Division  
 Date:

Recommending Approval:

  
**ATTY. EDEN C. BRION-BAKILAN**  
 Director, Financial and Management Service  
 Date:

Approved By:

  
**ATTY. SHEREEN GAIL C. YU-PAMINTUAN**  
 Undersecretary for Administration and Finance  
 Date:

**MONTHLY REPORT OF DISBURSEMENTS**  
For the month of October 2024

Department : Department of Tourism (DOT)  
 Agency/Entity : Office of the Secretary  
 Region : ALL  
 Division : ALL  
 Operating Unit : ALL  
 Fund Cluster : 01 - Regular Agency Fund  
 (e.g. UACS Fund Cluster: 01-Regular Agency Fund, 02-Foreign Assisted Projects Fund, 03-Special Account-Locally Funded/Domestic Grants Fund, etc.)

Particulars	Current Year Budget					Prior Year's Accounts Payable					Current Year's Accounts Payable					SUB-TOTAL	Grand Total					Remarks					
	PS	MOOE	FinEx	CO	TOTAL	PS	MOOE	FinEx	CO	Sub-Total	PS	MOOE	FinEx	CO	Sub-Total		TOTAL	PS	MOOE	FinEx	CO		TOTAL				
	1	2	3	4	5	6=(2+3+4+5)	7	8	9	10	11=(7+8+9+10)	12	13	14	15		16=(12+13+14+15)	17=(11+16)	18=(6+17)	23	24		25	26	27=(23+24+25+26)	28	
CASH DISBURSEMENTS	29,970,866.83	118,562,174.87	0.00	0.00	0.00	148,533,041.70	0.00	10,301,770.33	0.00	0.00	10,301,770.33	0.00	3,188,387.98	0.00	0.00	3,188,387.98	13,490,158.31	162,023,200.01	29,970,866.83	132,052,333.18	0.00	0.00	0.00	0.00	162,023,200.01		
Notice of Cash Allocation (NCA)	29,970,866.83	118,013,306.18	0.00	0.00	0.00	137,984,173.01	0.00	9,932,908.07	0.00	0.00	9,932,908.07	0.00	2,768,557.17	0.00	0.00	2,768,557.17	12,701,463.24	160,685,636.25	29,970,866.83	130,714,769.42	0.00	0.00	0.00	0.00	160,685,636.25		
MDS Checks Issued	1,549,673.95	26,923,662.05	0.00	0.00	0.00	28,473,336.00	0.00	2,090,947.34	0.00	0.00	2,090,947.34	0.00	1,039,820.92	0.00	0.00	1,039,820.92	3,130,768.26	31,604,104.26	1,549,673.95	30,054,430.31	0.00	0.00	0.00	0.00	31,604,104.26		
Advice to Debit Account	28,421,192.88	91,089,644.13	0.00	0.00	0.00	119,510,837.01	0.00	7,841,958.73	0.00	0.00	7,841,958.73	0.00	1,728,736.25	0.00	0.00	1,728,736.25	9,570,694.98	129,081,531.99	28,421,192.88	100,660,339.11	0.00	0.00	0.00	0.00	129,081,531.99		
Notice of Transfer Allocations (NTA)	0.00	548,868.69	0.00	0.00	0.00	548,868.69	0.00	368,864.26	0.00	0.00	368,864.26	0.00	419,830.81	0.00	0.00	419,830.81	788,695.07	1,337,563.76	0.00	0.00	0.00	0.00	0.00	1,337,563.76			
MDS Checks Issued	0.00	0.00	0.00	0.00	0.00	0.00	0.00	112,752.00	0.00	0.00	112,752.00	0.00	348,959.09	0.00	0.00	348,959.09	461,711.09	461,711.09	0.00	461,711.09	0.00	0.00	0.00	0.00	461,711.09		
Advice to Debit Account	0.00	548,868.69	0.00	0.00	0.00	548,868.69	0.00	256,112.26	0.00	0.00	256,112.26	0.00	70,871.72	0.00	0.00	70,871.72	326,983.98	875,852.67	0.00	875,852.67	0.00	0.00	0.00	0.00	875,852.67		
Working Fund for FAPs	0.00	0.00	0.00	0.00	0.00	0.00	0.00	0.00	0.00	0.00	0.00	0.00	0.00	0.00	0.00	0.00	0.00	0.00	0.00	0.00	0.00	0.00	0.00	0.00	0.00	0.00	
Cash Disbursement Ceiling (CDC)	0.00	0.00	0.00	0.00	0.00	0.00	0.00	0.00	0.00	0.00	0.00	0.00	0.00	0.00	0.00	0.00	0.00	0.00	0.00	0.00	0.00	0.00	0.00	0.00	0.00	0.00	
TOTAL CASH DISBURSEMENTS	29,970,866.83	118,562,174.87	0.00	0.00	0.00	148,533,041.70	0.00	10,301,770.33	0.00	0.00	10,301,770.33	0.00	3,188,387.98	0.00	0.00	3,188,387.98	13,490,158.31	162,023,200.01	29,970,866.83	132,052,333.18	0.00	0.00	0.00	0.00	162,023,200.01		
NON-CASH DISBURSEMENTS	4,197,696.97	4,896,188.16	0.00	0.00	0.00	9,093,885.13	0.00	57,091.92	0.00	0.00	57,091.92	0.00	58,672.93	0.00	0.00	58,672.93	115,764.85	9,209,649.98	4,197,696.97	5,011,953.01	0.00	0.00	0.00	0.00	9,209,649.98		
Tax Remittance Advices Issued (TRA)	4,197,696.97	4,896,188.16	0.00	0.00	0.00	9,093,885.13	0.00	57,091.92	0.00	0.00	57,091.92	0.00	58,672.93	0.00	0.00	58,672.93	115,764.85	9,209,649.98	4,197,696.97	5,011,953.01	0.00	0.00	0.00	0.00	9,209,649.98		
Non-Cash Availment Authority (NCAA)	0.00	0.00	0.00	0.00	0.00	0.00	0.00	0.00	0.00	0.00	0.00	0.00	0.00	0.00	0.00	0.00	0.00	0.00	0.00	0.00	0.00	0.00	0.00	0.00	0.00	0.00	
Disbursements effected through outright deductions from claims (please specify )	0.00	0.00	0.00	0.00	0.00	0.00	0.00	0.00	0.00	0.00	0.00	0.00	0.00	0.00	0.00	0.00	0.00	0.00	0.00	0.00	0.00	0.00	0.00	0.00	0.00	0.00	
Overpayment of expenses(e.g. personnel benefits)	0.00	0.00	0.00	0.00	0.00	0.00	0.00	0.00	0.00	0.00	0.00	0.00	0.00	0.00	0.00	0.00	0.00	0.00	0.00	0.00	0.00	0.00	0.00	0.00	0.00	0.00	
Restitution for loss of government property	0.00	0.00	0.00	0.00	0.00	0.00	0.00	0.00	0.00	0.00	0.00	0.00	0.00	0.00	0.00	0.00	0.00	0.00	0.00	0.00	0.00	0.00	0.00	0.00	0.00	0.00	
Liquidated damages and similar claims	0.00	0.00	0.00	0.00	0.00	0.00	0.00	0.00	0.00	0.00	0.00	0.00	0.00	0.00	0.00	0.00	0.00	0.00	0.00	0.00	0.00	0.00	0.00	0.00	0.00	0.00	
Others (TEF, BTR, Documentary Stamp Tax, etc.)	0.00	0.00	0.00	0.00	0.00	0.00	0.00	0.00	0.00	0.00	0.00	0.00	0.00	0.00	0.00	0.00	0.00	0.00	0.00	0.00	0.00	0.00	0.00	0.00	0.00	0.00	
TOTAL NON-CASH DISBURSEMENTS	4,197,696.97	4,896,188.16	0.00	0.00	0.00	9,093,885.13	0.00	57,091.92	0.00	0.00	57,091.92	0.00	58,672.93	0.00	0.00	58,672.93	115,764.85	9,209,649.98	4,197,696.97	5,011,953.01	0.00	0.00	0.00	0.00	9,209,649.98		
<b>GRAND TOTAL</b>	<b>34,168,563.80</b>	<b>123,458,363.03</b>	<b>0.00</b>	<b>0.00</b>	<b>0.00</b>	<b>157,626,926.83</b>	<b>0.00</b>	<b>10,358,862.25</b>	<b>0.00</b>	<b>0.00</b>	<b>10,358,862.25</b>	<b>0.00</b>	<b>3,247,060.91</b>	<b>0.00</b>	<b>0.00</b>	<b>3,247,060.91</b>	<b>13,605,923.16</b>	<b>171,232,849.99</b>	<b>34,168,563.80</b>	<b>137,064,286.19</b>	<b>0.00</b>	<b>0.00</b>	<b>0.00</b>	<b>0.00</b>	<b>171,232,849.99</b>		

**SUMMARY**

Particulars	Previous Report	This Month	As at Date
(1)	(2)	(3)	(4)
Total Disbursement Authorities Received	2,663,099,827.03	263,432,900.59	2,926,532,727.62
NCA	2,392,749,630.10	211,963,914.00	2,604,713,544.10
NTA	167,929,458.56	42,259,336.61	210,188,795.17
TRA	102,420,738.37	9,209,649.98	111,630,388.35
Less: Notice of Transfer of Allocations (NTA)* Issued	153,941,379.63	42,942,583.35	196,883,962.98
Total Disbursement Authorities Available	2,509,158,447.40	220,490,317.24	2,729,648,764.64
Less:	0.00	0.00	0.00
Lapsed NCA	87,798,448.58	0.00	87,798,448.58
Disbursements	2,421,966,223.47	171,232,849.99	2,593,199,073.46
Less: Other Non-Cash Disbursements	(90.00)	0.00	(90.00)
Disbursements effected through outright deductions from claims	(90.00)	0.00	(90.00)
Overpayment of expenses(e.g. personnel benefits)	(90.00)	0.00	(90.00)
Others (e.g. TEF, BTR, Docs Stamp, etc.)	0.00	0.00	0.00
Add Less: Adjustments (e.g. cancelled staled checks)	606,314.63	0.00	606,314.63
Balance of Disbursement Authorities as at date	0.00	49,257,467.25	49,257,467.25
Total Disbursements Program	2,313,407,000.00	210,801,000.00	2,524,008,000.00
Less: Actual Disbursements	2,510,028,274.40	171,232,849.99	2,681,261,124.39
Over/Under spending	(196,621,274.40)	39,368,150.01	(157,253,124.39)

Notes: \* The use of NTA is discouraged  
 Notes: \*\* Amounts should tally with the grand total disbursement (column 27).

Certified Correct:

  
**ROMAN G. BERSAMIRA**  
 Chief, Accounting Division  
 Date:

Recommending Approval:

  
**ATTY. EDEN C. BRION-BAKILAN**  
 Director, Financial and Management Service  
 Date:

Approved By:

  
**ATTY. SHEREEN GALL C. YU-PAMINTUAN**  
 Under Secretary, Administration and Finance  
 Date: