



# INBOUND TOURISM UPDATE

JANUARY-DECEMBER 2020

▼ 82%

**VISITOR ARRIVALS**  
**1,482,535**

Based on the Arrival Cards from the Bureau of Immigration, the Philippines received a total of 1,482,535 visitors from January to December 2020, a decline of 82.05% from the 8,260,913 arrivals last year.

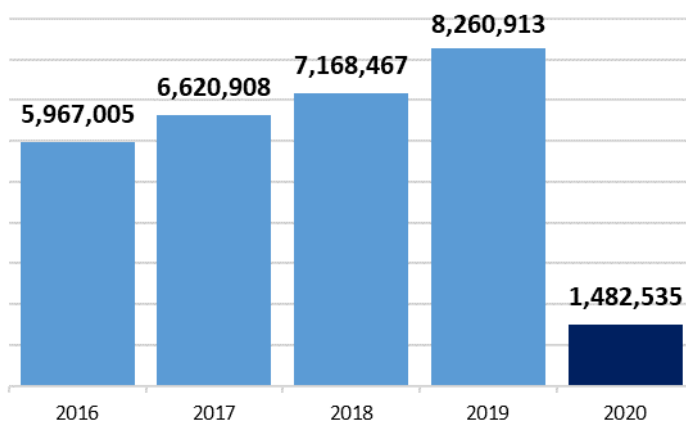


FIGURE 1: INBOUND VISITOR ARRIVALS, 2016-2020

It can be noted that while inbound international arrivals plunged in 2020, the influx of Overseas Filipinos<sup>1</sup> actually increased. A total of 84,080 Overseas Filipinos arrived, up by 16.07% from the 72,436 arrivals in 2019.

## VISITOR ARRIVALS BY MONTH, 2020

In January, foreign visitor volume reached 796,164, an increase of 10.06% from the same month in 2019. The decline started in February with 462,681 arrivals, a drop of 39.67%. This was due to the air travel restrictions from select countries such as China, Korea, and Taiwan.

In mid-March, the Philippine government imposed a temporary ban on foreign inbound travelers.

Inter-Agency Task Force for the Management of Emerging Infectious Diseases (IATF-EID) Resolution No. 14 suspended visa issuance and visa-free privileges. Only overseas Filipinos, foreign spouses or children, holders of permanent resident visas, and holders of diplomat visas were allowed to enter the country. Fewer than 1,000 arrivals were recorded for April. Arrivals in the months of May to July were all below 6,000.

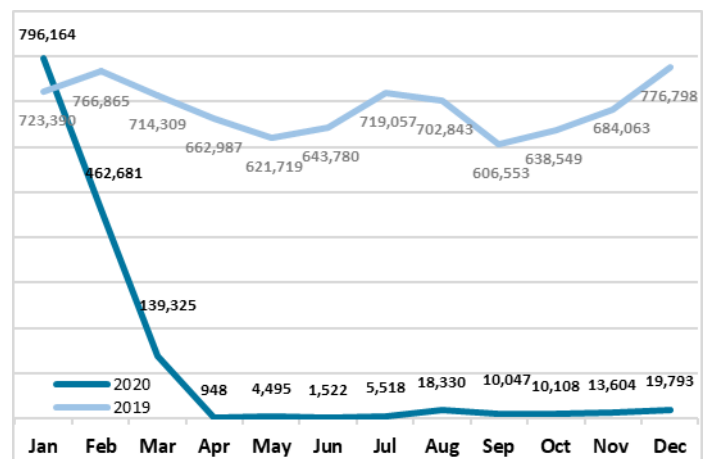


FIGURE 2: MONTHLY INBOUND VISITOR ARRIVALS

IATF-EID Resolution No. 56 permitted foreigners with existing long-term visas to enter the country beginning August 1. A total of 18,330 arrivals was recorded for the month of August. Arrivals for each of the months of September to November were more than 10,000.

A slight increase in arrivals was observed in December, following IATF-EID Resolution No. 85 which allowed the entry of former Filipinos starting December 7, in time for the holidays. The volume of arrivals reached 19,793.

<sup>1</sup> Overseas Filipinos are Philippine passport holders permanently residing abroad; excludes overseas Filipino workers. The volume of overseas Filipinos are accounted for in the total visitor arrivals.



### KEY MARKETS, 2020

There were a few changes in the composition of the top 12 markets. Korea remains as the top source market with 338,877 arrivals, making up 22.86% of the total. USA dislodged China at the second spot with 211,816 arrivals, contributing 14.29%.

China ranked third with 170,432 arrivals, corresponding to an 11.50% share. Japan occupied the fourth spot with 136,664 arrivals or 9.22%.

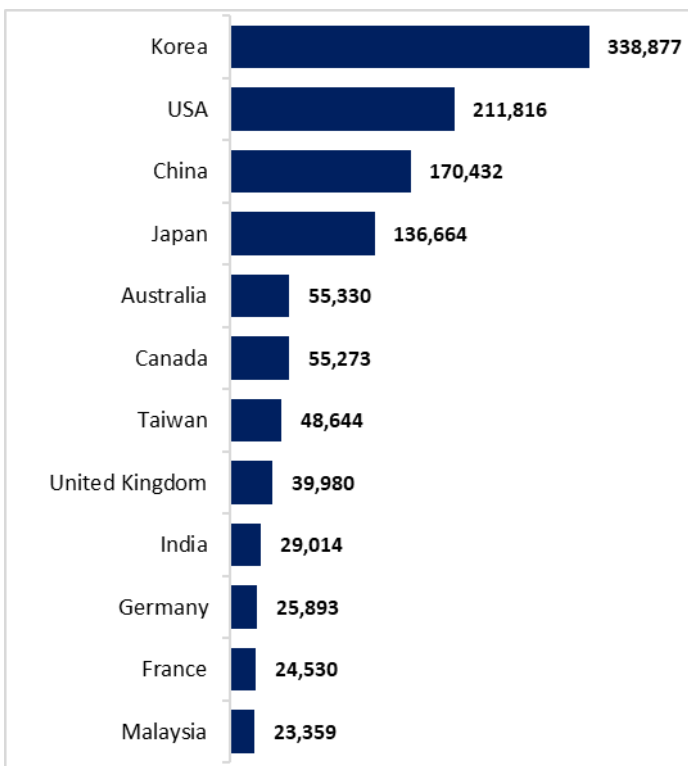


FIGURE 3: ARRIVALS OF THE TOP 12 MARKETS

Australia and Canada took the fifth and sixth places, bringing in more than 55,000 arrivals. Taiwan dropped a few notches to number seven with 48,644 arrivals. United Kingdom remained in the eighth spot with almost 40,000 arrivals.

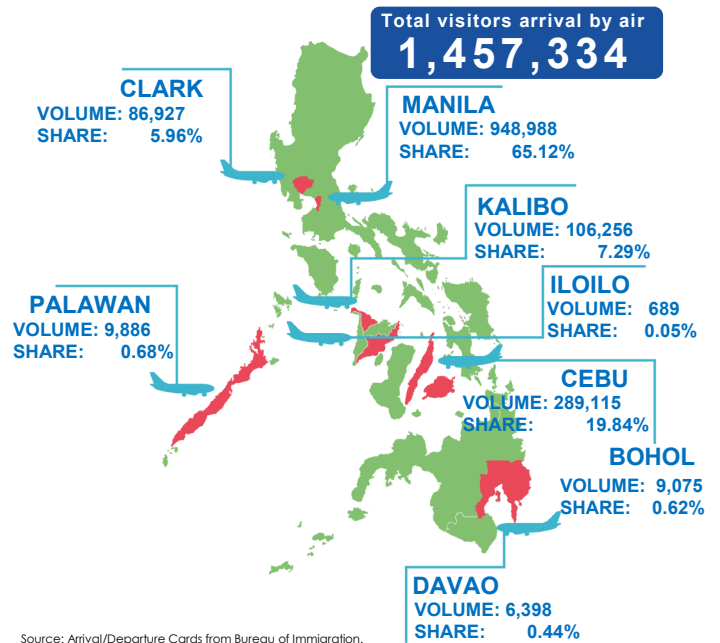
India and Germany ranked tenth, while France and Malaysia took the 11th and 12th places, respectively. Singapore ranked ninth in 2019, but is now on the 13th spot.

### BY PORT OF ENTRY, 2020

Air arrivals comprised 98.30% of the total inbound visitors, equivalent to 1,457,334 visitors. Manila, as the country's main gateway, welcomed 948,988 or 65.12% of the total air arrivals. On March 28, all commercial flights were concentrated on Ninoy Aquino International Airport (NAIA) Terminal 1, as Terminal 2 was utilized for sweeper flights. NAIA resumed its international flight operations for Terminal 3 on July 8.

The Mactan-Cebu International Airport stopped its operations on March 18 and resumed on June 6. Cebu received a total of 289,115 visitors. Likewise, Clark International Airport closed in March and resumed on June 6 for limited flights. Arrivals in Clark summed up to 86,927.

Kalibo International Airport remains closed since the start of air travel restrictions, recording only 106,256 arrivals from January to March.



Source: Arrival/Departure Cards from Bureau of Immigration.

FIGURE 4: AIR ARRIVALS BY PORT OF ENTRY